

ATA AIRLINES, INC.

HMG HYDRAULIC ACCUMULATOR PRECHARGE

PAGE 1 / 2

CHECK BEING PERFORMED: Custom

ZONES: 143
A/C NUMBER:
REV. DATE: 12/10/03
FREQUENCY: 1A

W/C NUMBER: 218M2401
DATE:
W/O:
JAC CODE:

PRESSURIZED NITROGEN

PANELS

1003

REFERENCES

1

MECH INSP

VISUALLY CHECK HMG HYDRAULIC ACCUMULATOR PRECHARGE PRESSURE.
AIRPLANE NOTE: AIRPLANES WITH 10KVA HMG.

1. HMG Accumulator Servicing.

A. References.

(1) AMM 29-11-00-2, Main Hydraulic Systems.

B. Equipment.

(1) Pressurized Nitrogen Source (2000 psi).

C. Prepare to do the HMG Accumulator Servicing. (Fig. 1).

XXXXX (1) Open the access panel 197KL for the central hydraulic service center.

XXXXX (2) Remove the pressure from the left hydraulic system (AMM 29-11-00-2).

D. Do the HMG Accumulator Servicing.

XXXXX (1) Do a check of the pressure shown on the accumulator pressure gage and service as required.

(a) If the accumulator pressure is within the limits specified on the servicing placard, no servicing is required.

(b) If the pressure is not within the specified limits, service the accumulator as follows:

1) If the pressure shown is above the specified limits, do these steps:

a) Remove the cap from the charging valve.

WARNING: LOOSEN THE CHARGING VALVE A SMALL INCREMENT TO RELEASE THE ACCUMULATOR PRESSURE. INTERNAL PRESSURE CAN BLOW THE CHARGING VALVE OUT AND CAN CAUSE INJURY TO PERSONS.

b) Loosen the charging valve a small increment to release the pressure to the limits shown on the servicing placard.

2) If the pressure shown is below the specified limits, do these steps:

a) Remove the charging valve cap, and attach the nitrogen source.

b) Loosen the swivel nut one turn.

c) Add nitrogen to the accumulator to the pressure shown on the placard.

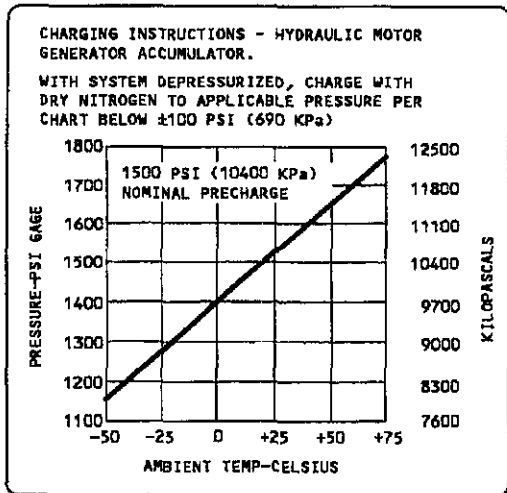
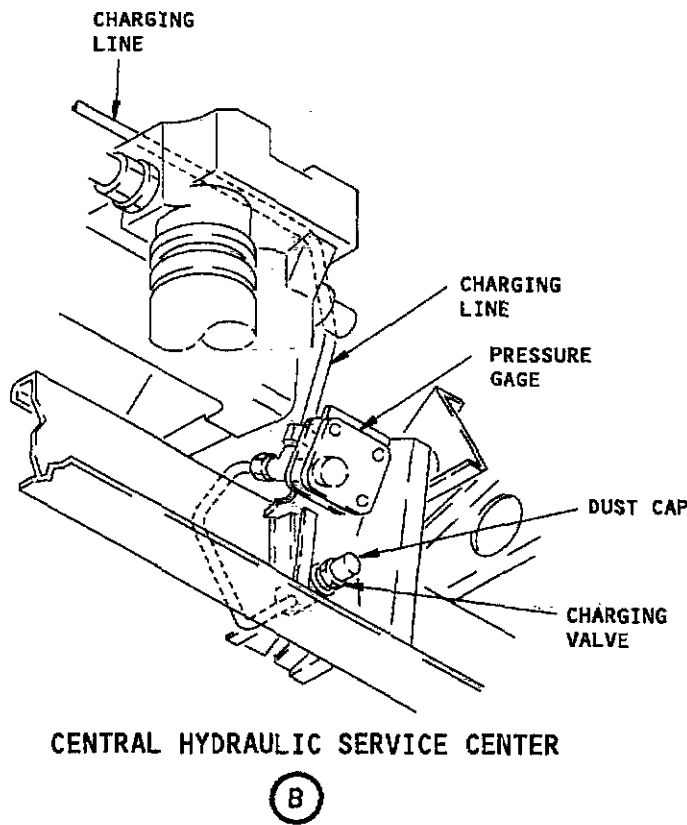
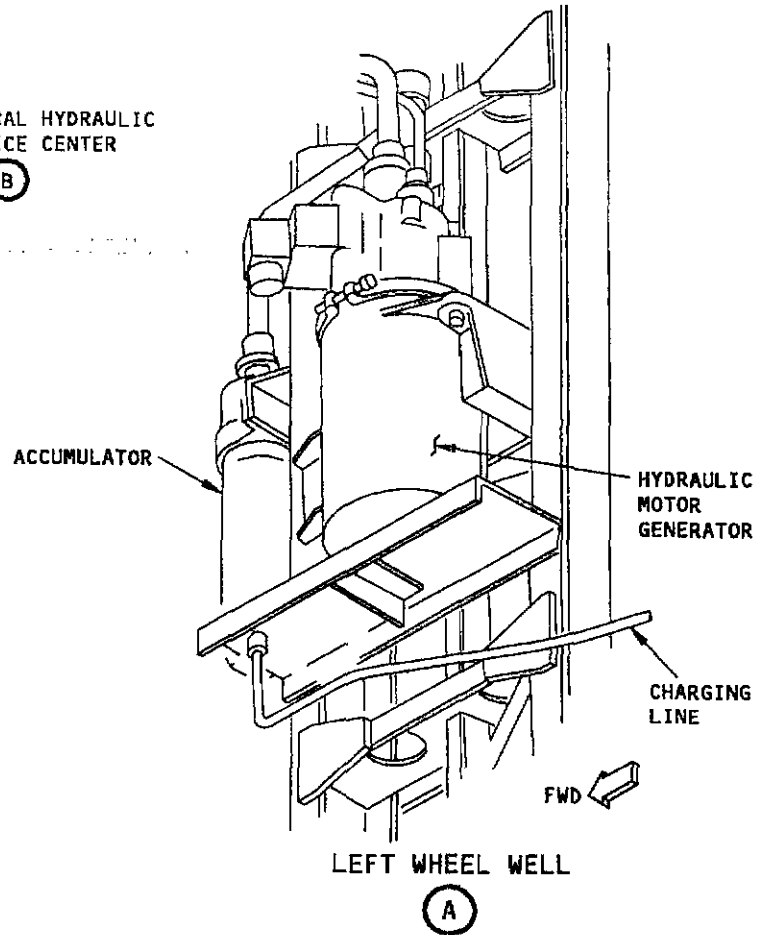
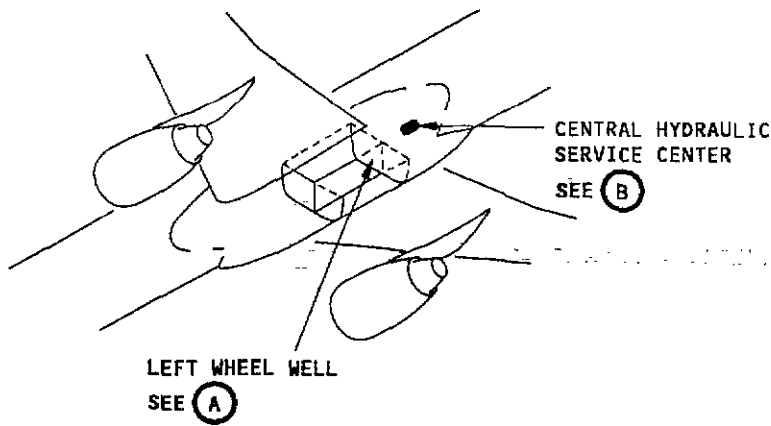
d) Tighten the swivel nut.

e) Remove the nitrogen source, and install the valve cap.

____ XXXXX (3) Pressurize the left hydraulic system if it is necessary (AMM 29-11-00-2).

____ XXXXX (4) Close the access panel 197KL which covers the central hydraulic service center.

*****END OF WORKCARD*****



BAC27NHY0274

SERVICING PLACARD
(MOUNTED ON THE CENTRAL HYDRAULIC SERVICE CENTER ACCESS DOOR)

Hydraulic Motor Generator Accumulator Servicing