

**ATA AIRLINES, INC.**

**GALLEY DRAIN OPERATIONAL CHECK**

**PAGE 1 / 2**

**CHECK BEING PERFORMED: Custom**

**ZONES: 224**  
**A/C NUMBER:**  
**REV. DATE: 06/24/04**  
**FREQUENCY: 1A**

**W/C NUMBER: 223M3801**    **DATE:**  
**W/O:**  
**JAC CODE:**

**REFERENCES**

FIGURES 1 AND 2, E.O. 757-25ID-2031, AMM 38-31-00-2

**MECH        INSP**

---

FORWARD AND AFT GALLEY DRAIN OPERATIONAL CHECK

NOTE: APPLICABLE TO AIRCRAFT WITH GALLEY FLOOR GUTTER AND DRAIN.  
IF AIRCRAFT NOT CONFIGURED WITH GALLEY FLOOR GUTTER AND  
DRAIN AT IDENTIFIED LOCATION, N/A ASSOCIATED WORKSTEPS.

1. PERFORM AN OPERATIONAL CHECK OF THE FORWARD (G1A) GALLEY FLOOR  
GUTTER AND DRAIN (REF. FIGURE 1).

- \_\_\_\_\_ XXXXX A. Remove beverage carts from the galley area.
- \_\_\_\_\_ XXXXX B. Check the galley floor gutter and drain screen for dirt and  
debris. Clean if necessary.
- \_\_\_\_\_ XXXXX C. Slowly pour a small amount (approximately 12 ounces) of  
mild hot water/vinegar solution into the gutter and verify  
the drain works properly. This can be confirmed by ensuring  
water flows freely from the forward exterior overboard  
drain mast.

NOTE: If drain line blockage is suspected, refer to  
AMM 38-31-00-2 for corrective action.

- \_\_\_\_\_ XXXXX D. Flush the system with clean water.
- \_\_\_\_\_ XXXXX E. Restow beverage carts.

2. PERFORM AN OPERATIONAL CHECK OF THE AFT (G4B) GALLEY FLOOR  
GUTTER AND DRAINS (REF. FIGURE 2).

- \_\_\_\_\_ XXXXX A. Remove beverage carts from the galley area.
- \_\_\_\_\_ XXXXX B. Check the G4B galley floor gutter and drain screens for  
dirt and debris. Clean if necessary.

NOTE: The G4B galley has (2) galley drains on the  
floor gutter.

GALLEY DRAIN OPERATIONAL CHECK

A/C NUMBER:

CHECK BEING PERFORMED: Cust

W/C NUMBER: 223M3801 (continued)

MECH: INSP:

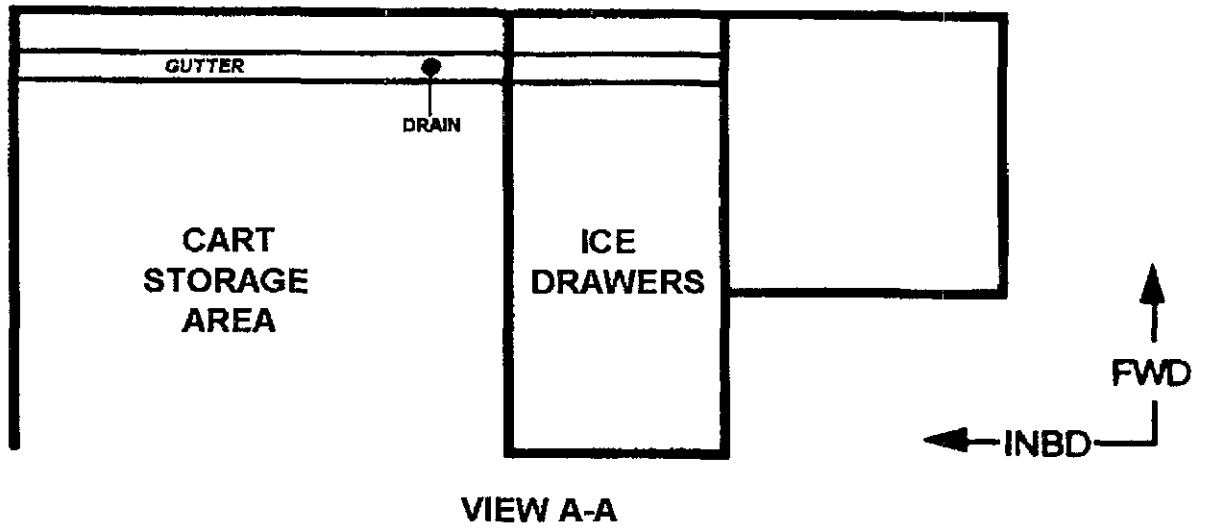
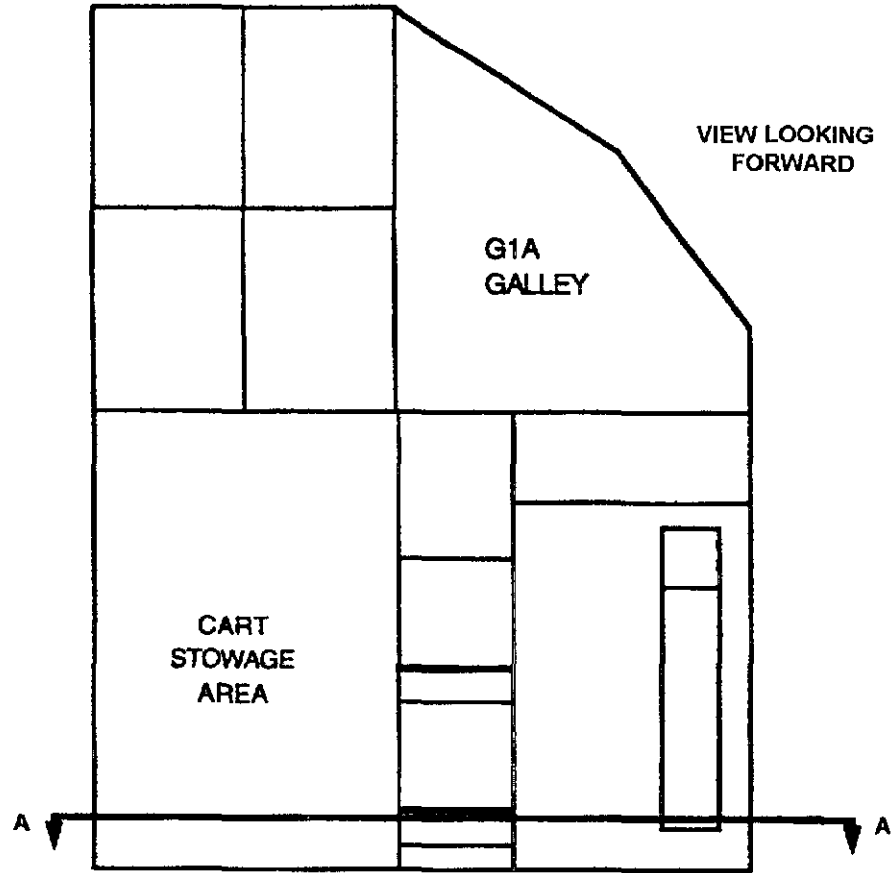
\_\_\_\_\_ XXXXX C. Slowly pour a small amount (approximately 12 ounces) of mild hot water/vinegar solution into the gutters and verify the drains work properly. This can be confirmed by ensuring water flows freely from the aft exterior overboard drain mast.

| NOTE: If drain line blockage is suspected, refer to AMM 38-31-00-2 for corrective action.

\_\_\_\_\_ XXXXX D. Flush the system with clean water.

\_\_\_\_\_ XXXXX E. Restow beverage carts.

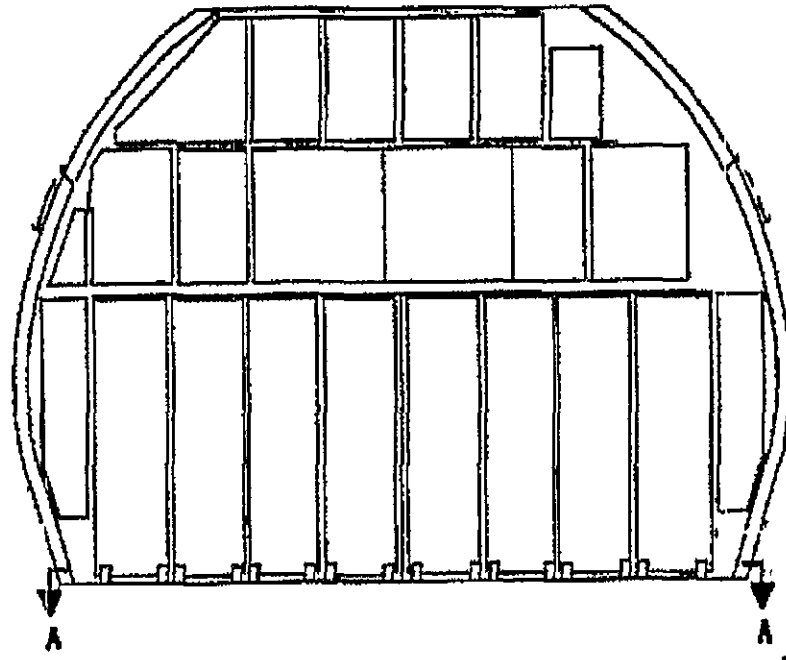
\*\*\*\*\*END OF WORKCARD\*\*\*\*\*



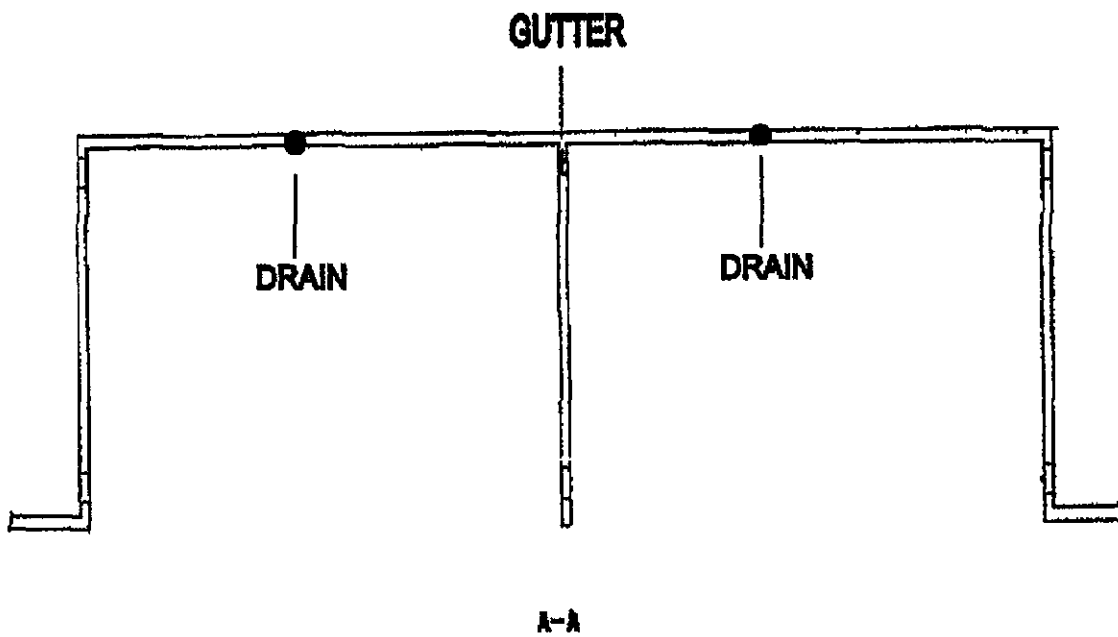
FORWARD (G1A)  
GALLEY DRAIN

FIGURE 1

08/06/1998



GALLEY 4B



A-A