

ATA AIRLINES, INC.

APU STARTER MOTOR BRUSH WEAR

PAGE 1 / 2

CHECK BEING PERFORMED: Custom

ZONES: 315 316
A/C NUMBER:
REV. DATE: 11/14/03
FREQUENCY: 1A

W/C NUMBER: 231M4904 DATE:
W/O:
JAC CODE:

PANELS

315AL
316AR

REFERENCES

1, 2, 3

MECH INSP

VISUALLY CHECK THE APU STARTER MOTOR BRUSHES FOR WEAR.

NOTE: THIS TASK IS ESSENTIAL FOR MAINTAINING THE APU IN A
CONDITION SUITABLE FOR ETOPS OPERATIONS. THE IMPORTANCE
OF CORRECTLY ACCOMPLISHING THIS TASK CANNOT BE UNDERSTATED.

1 STARTER MOTOR INSPECTION (REF. FIGURES 1-3)

A PROCEDURE.

- _____ XXXXX 1 OPEN THE APU ACCESS DOORS:
- A OPEN THE LATCHES ON THE APU ACCESS DOORS.
- B OPEN THE APU ACCESS DOORS.
- C ENGAGE THE SUPPORT RODS FOR THE APU ACCESS DOORS.
- _____ XXXXX 2 EXAMINE THE BRUSH WEAR INDICATOR ON THE STARTER MOTOR.
- NOTE: THE LENGTH OF THE BRUSH WEAR INDICATOR PIN
 DECREASES AS THE BRUSHES BECOME WORN. IF CARBON
 DUST DOES NOT PERMIT YOU TO SEE THE INDICATOR PIN,
 CLEAN THE INDICATOR AND/OR WINDOW AS REQUIRED.
- A IF THE INDICATOR PIN IS NOT VISIBLY PROTRUDING INSIDE
 THE INDICATOR WINDOW, REPLACE THE STARTER MOTOR (REF.
 FIGURE 2 OR 3).
- _____ XXXXX 3 CLOSE THE APU ACCESS DOORS:
- A DISENGAGE THE SUPPORT RODS FOR THE APU ACCESS DOORS.
- B CLOSE THE APU ACCESS DOORS.

REVISION DATE: 11/14/03

ATA AIRLINES, INC. B757 FLEET

W/C #: 231M4904

DATE WORK CARD COMPLETE ___/___/___

APU STARTER MOTOR BRUSH WEAR

PAGE:2 /2

A/C NUMBER:

CHECK BEING PERFORMED: Cust

W/C NUMBER: 231M4904 (continued)

MECH: INSP:

C CLOSE THE LATCHES ON THE APU ACCESS DOORS.

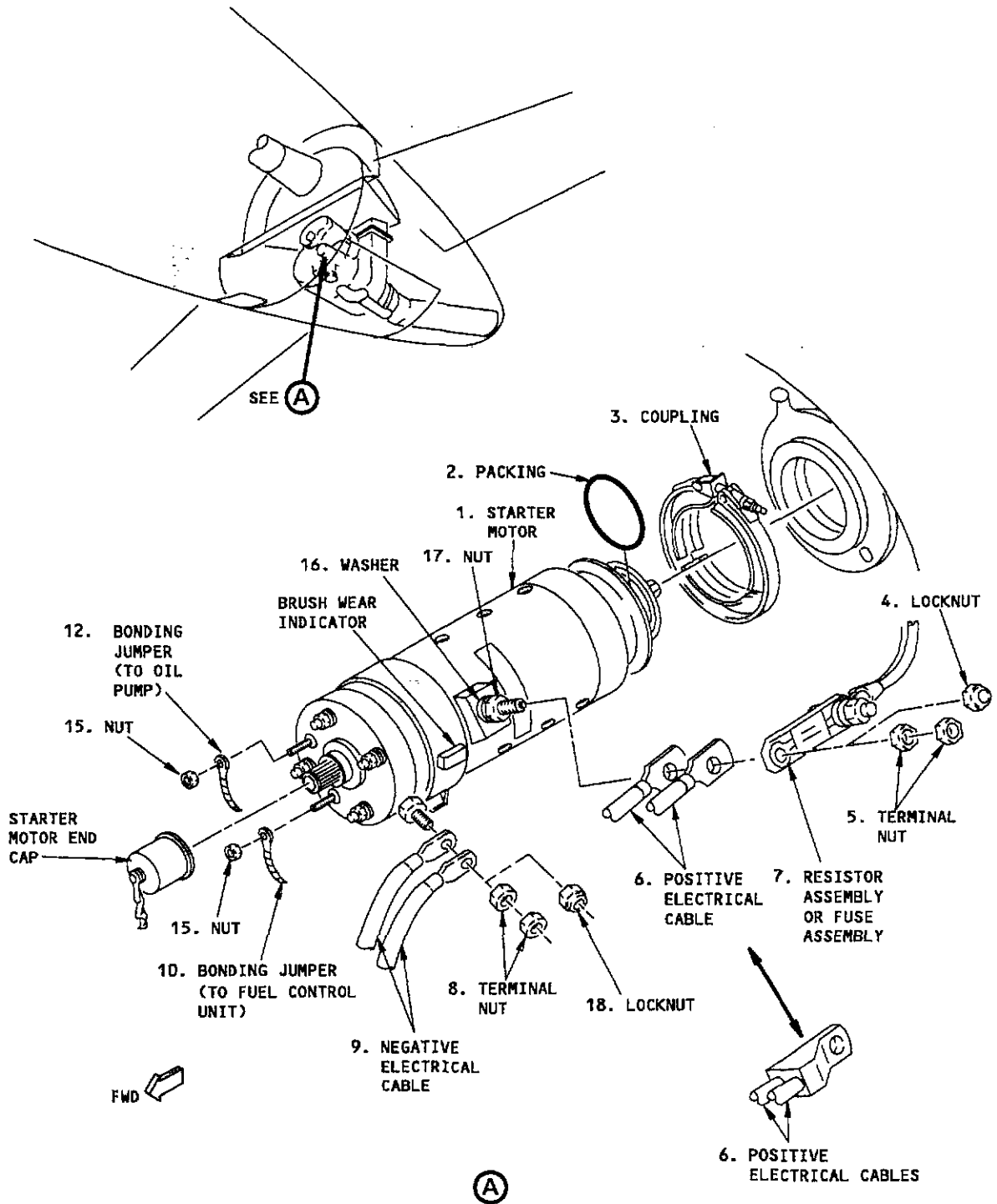
*****END OF WORKCARD*****

REVISION DATE: 11/14/03

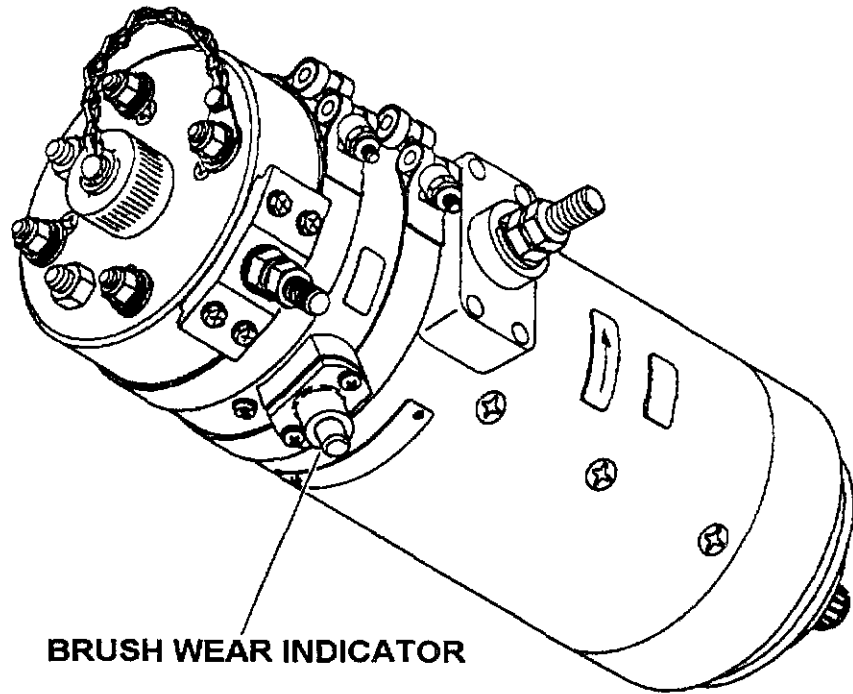
ATA AIRLINES, INC. B757 FLEET

W/C #: 231M4904

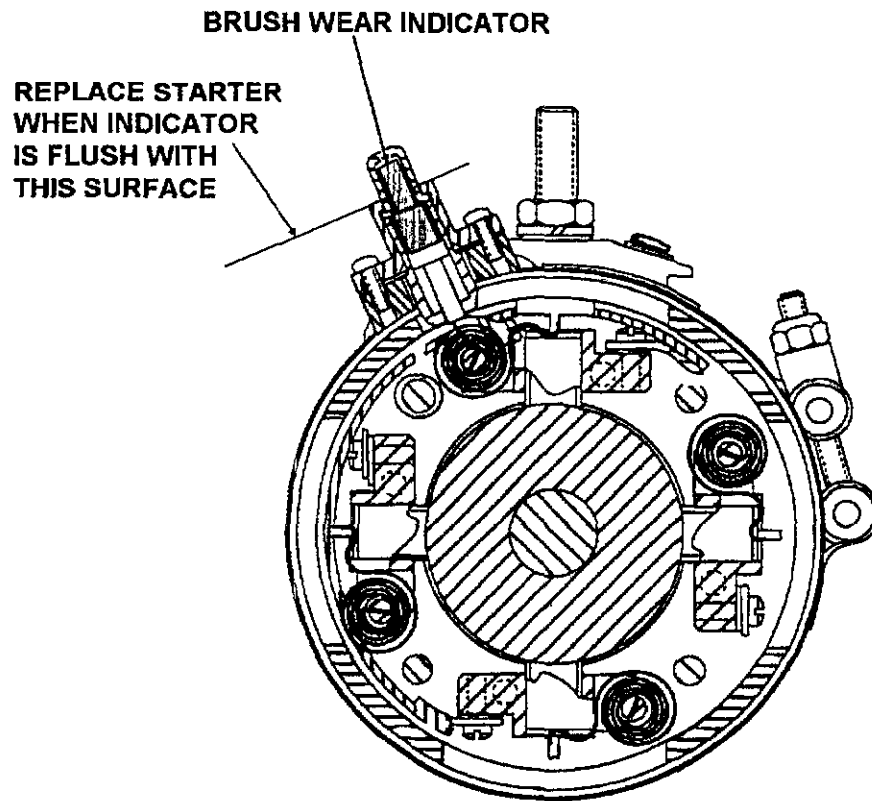
DATE WORK CARD COMPLETE ___/___/___



APU STARTER INSTALLATION (TYPICAL)



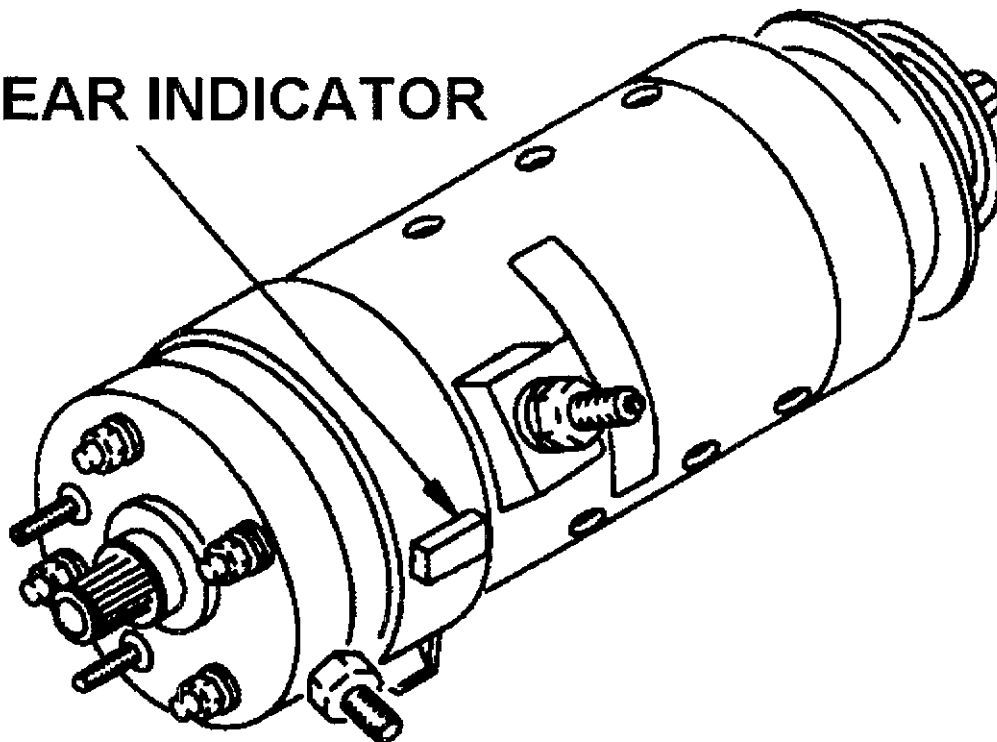
BRUSH WEAR INDICATOR



BRUSH WEAR INDICATOR

REPLACE STARTER
WHEN INDICATOR
IS FLUSH WITH
THIS SURFACE

BRUSH WEAR INDICATOR



BRUSH WEAR INDICATOR

