

**ATA AIRLINES, INC.**

HYDRAULIC SYSTEM RIGHT EDP PRESSURE FILTER DELTA P

PAGE 1 / 2

CHECK BEING PERFORMED: Custom

ZONES: 444  
A/C NUMBER:  
REV. DATE: 05/15/02  
FREQUENCY: 1A

W/C NUMBER: 290M2902      DATE:  
W/O:  
JAC CODE:

MFR P/N	DESCRIPTION	QTY
7515128	ELEMENT	A/R
NAS1611-218	O RING	A/R
NAS1611-231	O RING	A/R
MS28774-231	RETAINER	A/R

**PANELS**

444AL

**REFERENCES**

1, 2

**MECH      INSP**

|                    CMR TASK 600 H  
|                    MPD TASK 29-11-00-6B

INSPECT HYDRAULIC SYSTEM R EDP PRESSURE FILTER DIFFERENTIAL PRESSURE INDICATOR FOR POSITION.

1. Differential Pressure Indicator Inspection for the Pressure Filter of the Right Engine-Driven Pump (EDP).

A. References.

- (1) 06-43-00/201, Engine and Nacelle Strut Access Doors and Panels.
- (2) 29-11-17/401, Left and Right System Engine-Driven Pump (EDP) Pressure and Case Drain Filter Module and Components.
- (3) 78-31-00/201, Thrust Reverser System.

B. Procedure.

WARNING: DO THE THRUST REVERSER PROCEDURE TO PREVENT THE OPERATION OF THE THRUST REVERSER. ACCIDENTAL OPERATION OF THE THRUST REVERSER CAN CAUSE INJURY TO PERSONS OR DAMAGE TO EQUIPMENT.

\_\_\_\_\_ XXXXX            (1) Do this procedure: Thrust Reverser Deactivation for Ground Maintenance (Ref 78-31-00).

A/C NUMBER:

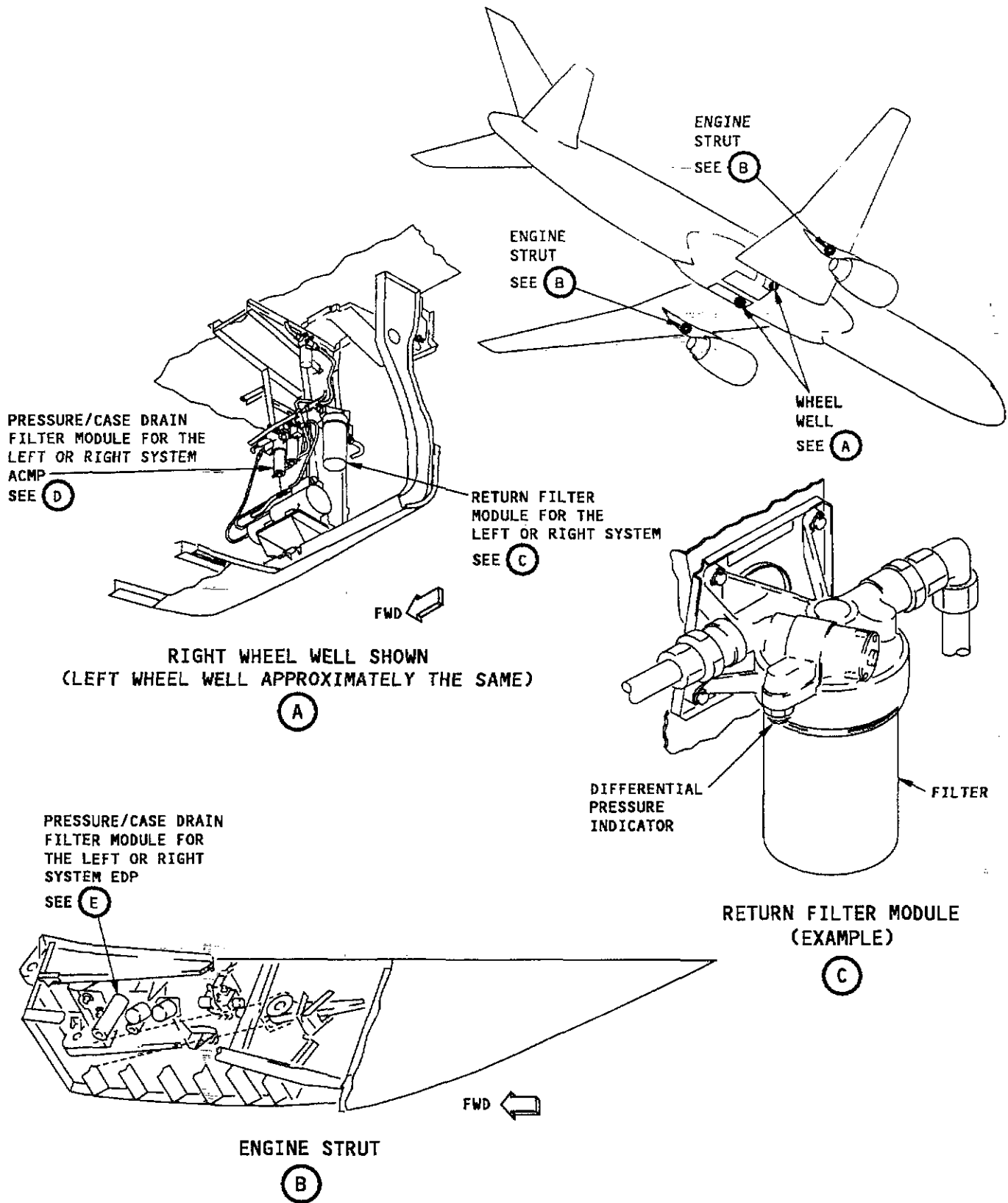
CHECK BEING PERFORMED: Cust

W/C NUMBER: 290M2902 (continued)

MECH: INSP:

- 
- | \_\_\_\_ XXXXX (2) Open the access panel, 444AL, for the hydraulic bay in the aft strut (Ref 06-43-00).
  
  - | \_\_\_\_ XXXXX (3) Do the steps which follow to examine the differential pressure indicator for the pressure filter of the EDP in the right hydraulic system (Fig. 1, 2):
    - (a) Make sure the red indicator button on the differential pressure indicator did not come out.
    - (b) If the red indicator button came out, replace the filter element and set the red indicator button for the pressure filter of the right EDP (Ref 29-11-17).
  
  - | \_\_\_\_ XXXXX (4) Return Aircraft to Usual Condition.
    - (a) Close the access panel, 444AL, for the hydraulic bay in the aft strut (Ref 06-43-00) unless required for other MX.
    - (b) Do the activation procedure for the thrust reverser (Ref 78-31-00).

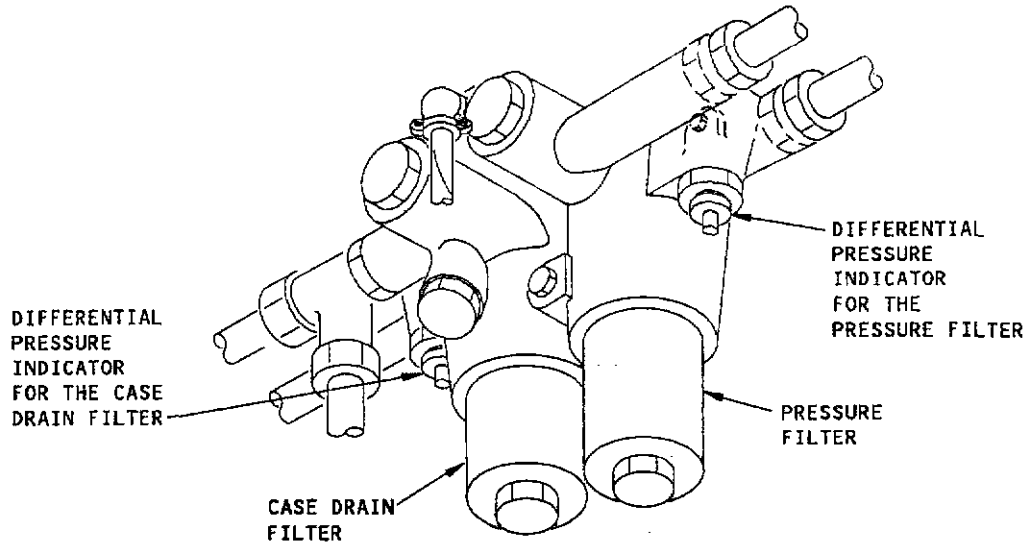
\*\*\*\*\*END OF WORKCARD\*\*\*\*\*



RIGHT WHEEL WELL SHOWN  
(LEFT WHEEL WELL APPROXIMATELY THE SAME)

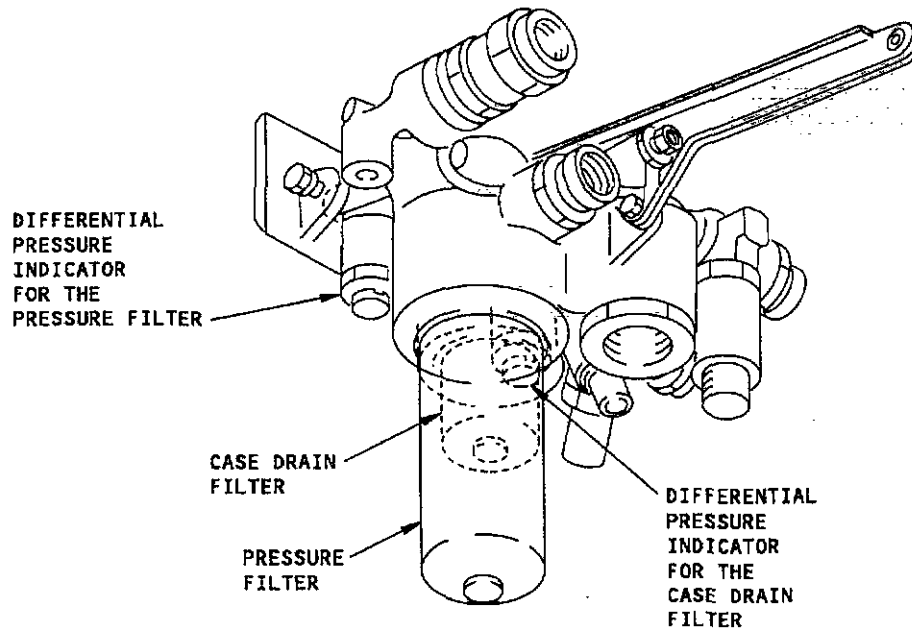
RETURN FILTER MODULE  
(EXAMPLE)

Differential Pressure Indicators for the Left or Right System



ACMP FILTER MODULE  
(EXAMPLE)

D



EDP FILTER MODULE  
(EXAMPLE)

E

Differential Pressure Indicators for the Left or Right System